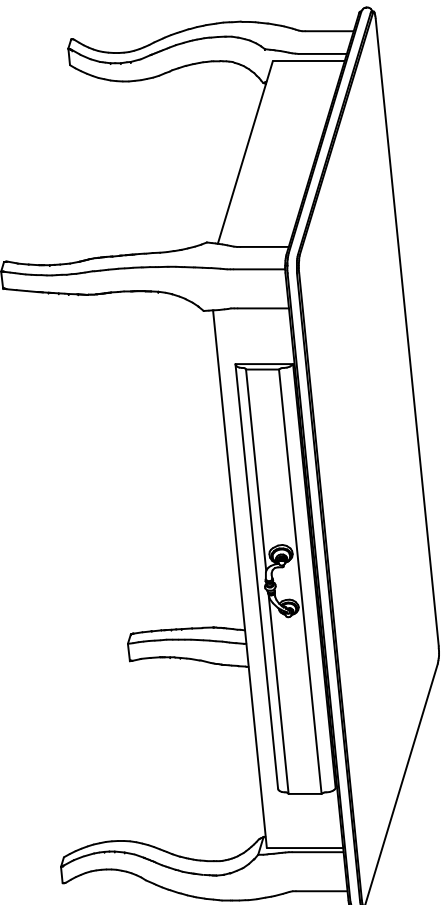


ASSEMBLY INSTRUCTIONS

PV-CT



COMPONENTS CHECKLIST

ASSEMBLY INSTRUCTIONS

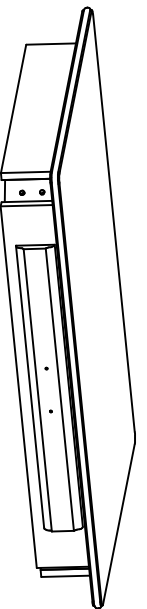
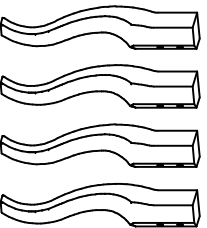
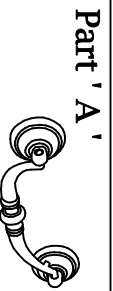


TABLE TOP
1 PC



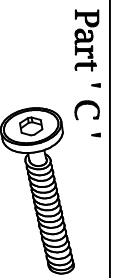
LEG
4PCS

FITTINGS HARDWARE




Part 'A'

HANDLE C121 : 1 PC



Part 'C'

JCBC BOLT M6 x 50 : 8 PC



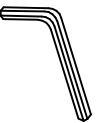
Part 'E'

FLAT WASHER 5/16" : 8 PCS



Part 'B'

TRUSS HEAD SCREW M4X25
2 PCS



Part 'D'

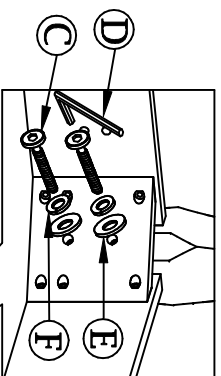
ALLEN KEY M4: 1 PC



Part 'F'

SPRING WASHER 5/16" : 8 PCS

STEP 1



STEP 2

